



River's Edge Antiques & Quilt Loft

10103 State Road 27 Hayward, WI 54843 www.shopriversedge.com 715-634-0706

Please LIKE us on Facebook

2017 FREE MYSTERY BLOCK - DECEMBER

Here is the DECEMBER 2017 Free Mystery Block Offering.

Please read all the instructions before starting this project.

December - Block 12 - (12" x 7" finished block)

Background - Black Wool - at least 13-1/2" w x 8-1/2" h. Center your design before stitching.

Small Flowers - 3-1/2" x 4-1/2"

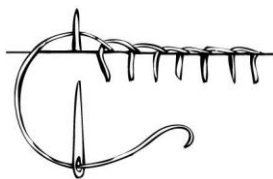
Tulip Center - 2" x 2-1/2"

Tulip Outer Petals - 2-1/2" x 4"

Large Flower - 1-1/2" x 4-1/4"

Leaves - 2" x 5"

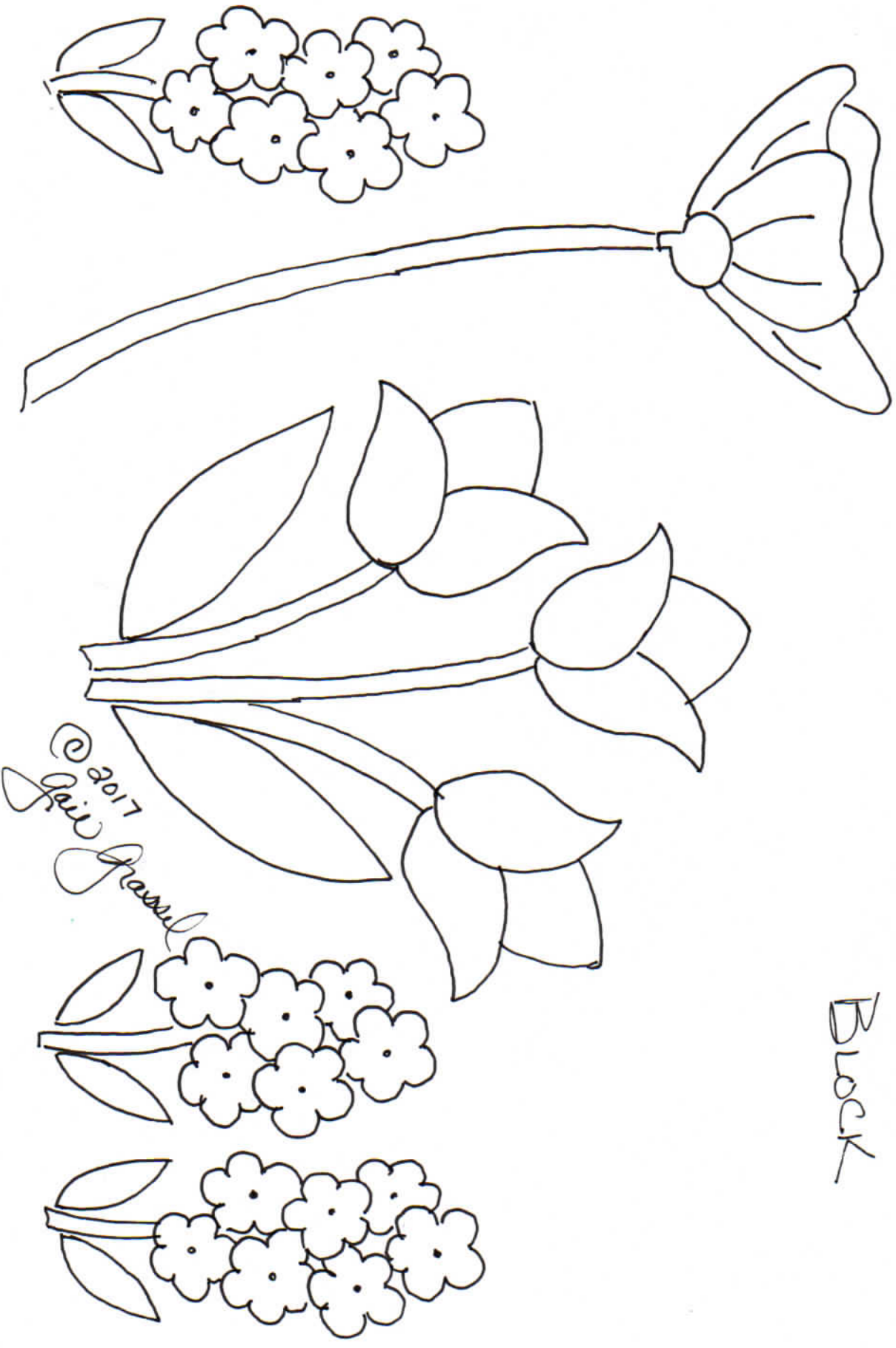
Stems - 1" x 5" - Cut a piece of fusible the same size, cut 4-5 stems - should be a little less than 1/4" wide.



I have stitched everything down with a blanket stitch. I used a three-wrap French knot in the centers of all the small flowers and the accents on the large flower petals and leaves with a back stitch. I have kept it simple to enhance the clean lines. Have fun with it, finish it however you like, embellish it with fancy threads, stitches, beads or anything else that you want. Trim your background piece to a 13" wide x 8" high rectangle once you have completed your stitching...this will give you a 1/2" seam allowance.

I will have optional kits available on my website online catalog www.shopriversedge.com Have fun stitching---Gail

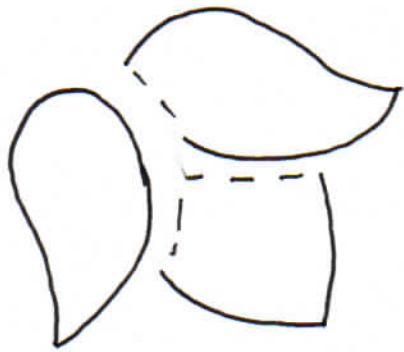
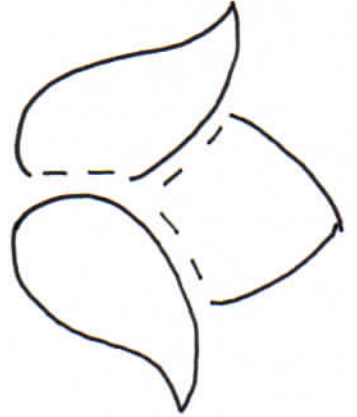
DECEMBER
BUCK



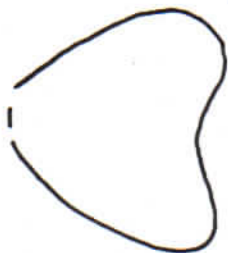


© 2017
Jain Press



DRAW
GO



REVERSED



© 2017
December
Block