



River's Edge Antiques & Quilt Loft
10103 State Road 27 Hayward, WI 54843
www.shopriversedge.com 715-634-0706
Please LIKE us on Facebook



2017 FREE MYSTERY BLOCK - NOVEMBER

Here is the NOVEMBER 2017 Free Mystery Block Offering.

Please read all the instructions before starting this project.

November - Block 11 - (6" x 8" finished block)

Background - black wool - at least 7-1/2"w x 9-1/2"h. Center your design before stitching.

Butterfly Top Wings - 4-3/4" x 5-1/4"

Top Wing Kidney Shaped Accent - 2-1/2" x 2-1/2"

Top Wing Medium Ovals - 2" x 2"

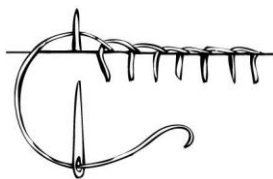
Top Wing Small Ovals - 1" x 2-1/2"

Butterfly Bottom Wings - 3-1/2" x 4-1/2"

Bottom Wing Small Ovals - 2 pieces - 1" x 1-1/4" (2 Ovals each colorway - 4 Ovals Total)


Butterfly Front Wings - 2-1/2" x 5"

Body - 1" x 4-1/2"

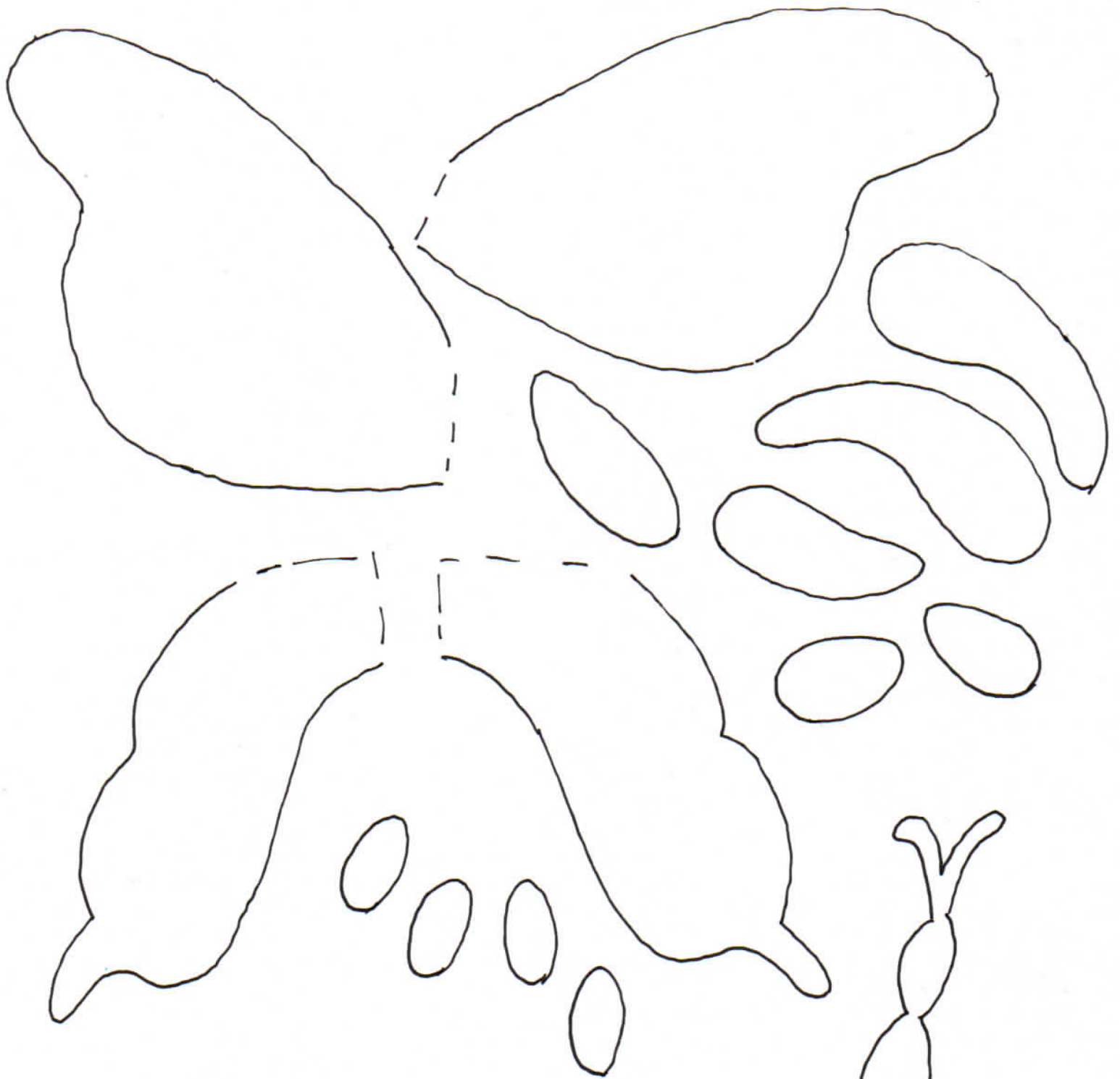


I have stitched everything down with a blanket stitch. I then added the butterfly eyes with a satin stitch, the antennae, legs and accents on petals with a back stitch. I have kept it simple to enhance the clean lines. Have fun with it, finish it however you like, embellish it with fancy threads, stitches, beads or anything else that you want. Trim your background piece to a 7" wide x 9" high rectangle once you have completed your stitching...this will give you a 1/2" seam allowance.

I will have optional kits available on my website online catalog www.shopriversedge.com Have fun stitching---Gail



November Block
© 2017 Jani Gravel



November
Block
ReverSeed

@2017
Gail Grasse