



River's Edge Antiques & Quilt Loft
10103 State Road 27
Hayward, WI 54843
715-634-0706
www.shopriversedge.com
LIKE Us on Facebook

January 21, 2018

2018 FREE Wool Applique Block

I am announcing the 2018 FREE Wool Applique Block and this year's project. This Year's project will be themed The Twelve Days Of Christmas, with Block 1 being a Partridge In A Pear Tree. The project this year will be a cotton background with Wool Applique. You will be able to download the block each month for FREE, once the next block is posted the prior months block will have to be purchased for \$2.50. These are PDF downloadable blocks from our website. I will give you the yardage amounts and the Valdani Perle Cotton Color numbers that I used. There will be optional block kits available, which will need to be purchased online for a cost of \$9.99. You may sign up for all twelve months or purchase each month separately. There will be a monthly shipping charge of \$3.50, for those that need shipping. Wisconsin Residents must pay Wisconsin Sales Tax. If you would like to pay monthly, and know that you want all the blocks, please write AUTOSHIP on your order form.

Yardage amounts:

1 square of cotton fabric – at least 9" x 9"
Number 1 - Black Wool – 4-1/2" x 7-1/2"
Number Accent – Gold Wool – 1-1/2" x 6"
Partridge Body – Tan Wool – 2" x 2-1/2"
Tail & Wing – Rusty Brown Wool – 1" x 3-1/2"
Leaves (6) – Dark Green Wool – 1-1/4" x 3-1/4"
Leaves (4) - Light Green Wool – 1-1/4" x 2-1/4"
Pears -Yellow-Green Wool – 1" x 3-1/4"

You will be making an 8" finished block (8-1/2" unfinished). Position your wool applique pieces on your oversized background, making sure you keep it centered, so that you will be able to trim down to 8-1/2" x 8-1/2" square after your stitching is complete and you have pressed the square.

I used a blanket stitch on all the applique pieces. I traced the branches onto the cotton with a water erasable pen, then did a chain stitch for the branches. The beak is done with satin stitches and the top knot on the Partridge with two French knots. I did a featherstitch accent in the bird's wing.

Valdani Colors Used – Size 12 – Black 1, Tan JP2, Rusty P5, Dk. Green O526, Lighter Green O560, Yellow-Green O153

Size 8 – Gold 13 & Brown P9

Enjoy these blocks that I am providing for your personal use. They are my own copyrighted patterns. Please do not share with your friends, have them go to our website and download the PDF files for their personal use.


Have fun Stitching

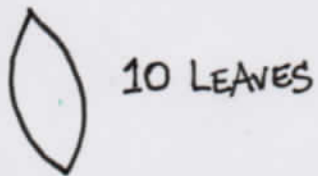
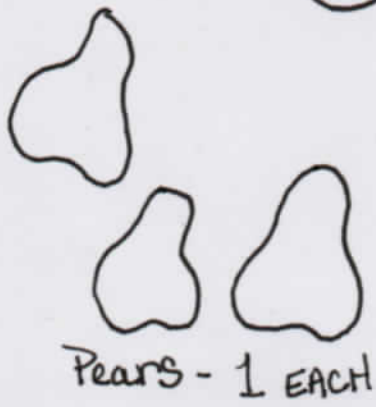
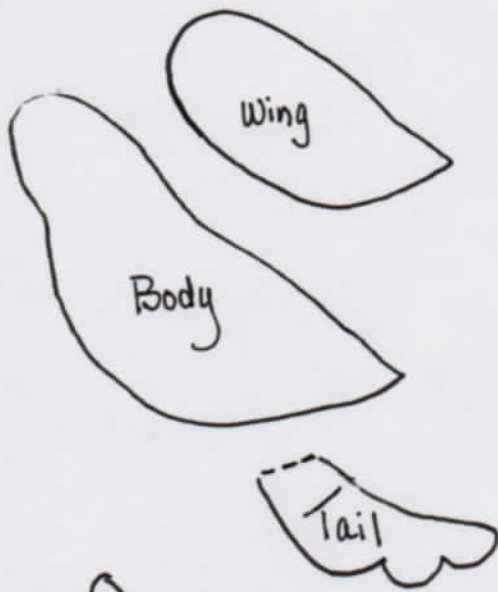
Gail Grassel/River's Edge

Twelve Days Of Christmas - Block 1 - Partridge In A Pear Tree

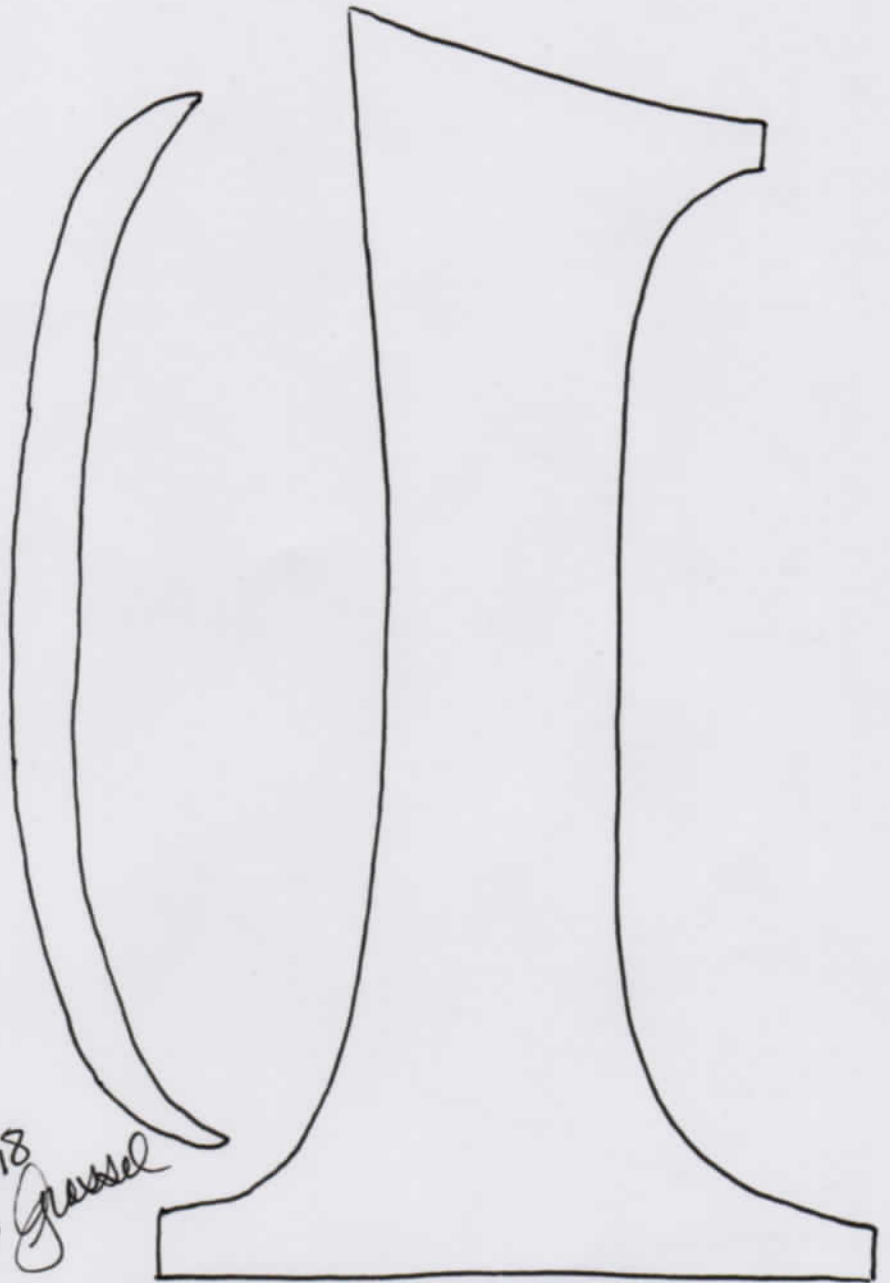


© Gail Grassel - River's Edge Antiques & Quilt Loft - Hayward, WI





© 2018
Jai Gussel



PARTRIDGE IN A PEAR TREE
BLOCK ONE

SHAPES REVERSED FOR FUSIBLE